

Scaled data based on original data using  
LM-79-2019 Approved Method: Electrical and Photometric Measurements of Solid-  
State Lighting Products

Test Report Prepared for  
Cooper Lighting Solutions

Brand: STREETWORKS

Report Number: P386350

Luminaire Tested: GAW-SA2A-730-U-5MQ

Issue Date: 3/3/2020

**Test Information**

Test Method: LM-79-2019  
Report Number: P386350  
TEST IS SCALED FROM IESNA LM-79-08 TEST DATA (G2-1903-205-6)  
Test Lab: INNOVATION CENTER  
Issue Date: 3/3/2020  
Manufacturer: COOPER LIGHTING SOLUTIONS  
Product Line: STREETWORKS  
Catalog Number: GAW-SA2A-730-U-5MQ  
Description: GALLEON WALL LUMINAIRE  
(2) 70 CRI, 3000K, 615mA LIGHTSQUARES WITH 16 LEDS EACH AND TYPE V MEDIUM OPTICS  
Light Source: -  
Ballast/Driver: ELECTRONIC DRIVER

**Summary**

Lumens per Lamp: N/A  
Luminaire Lumens: 9305 lumens  
Efficiency: N/A  
Efficacy: 141.0 lumens/watt  
Luminous Opening: Rectangular (W 1' x L: 0.5' x H: 0')  
IES Classification: Type V - Short  
BUG Rating: B3 - U0 - G2

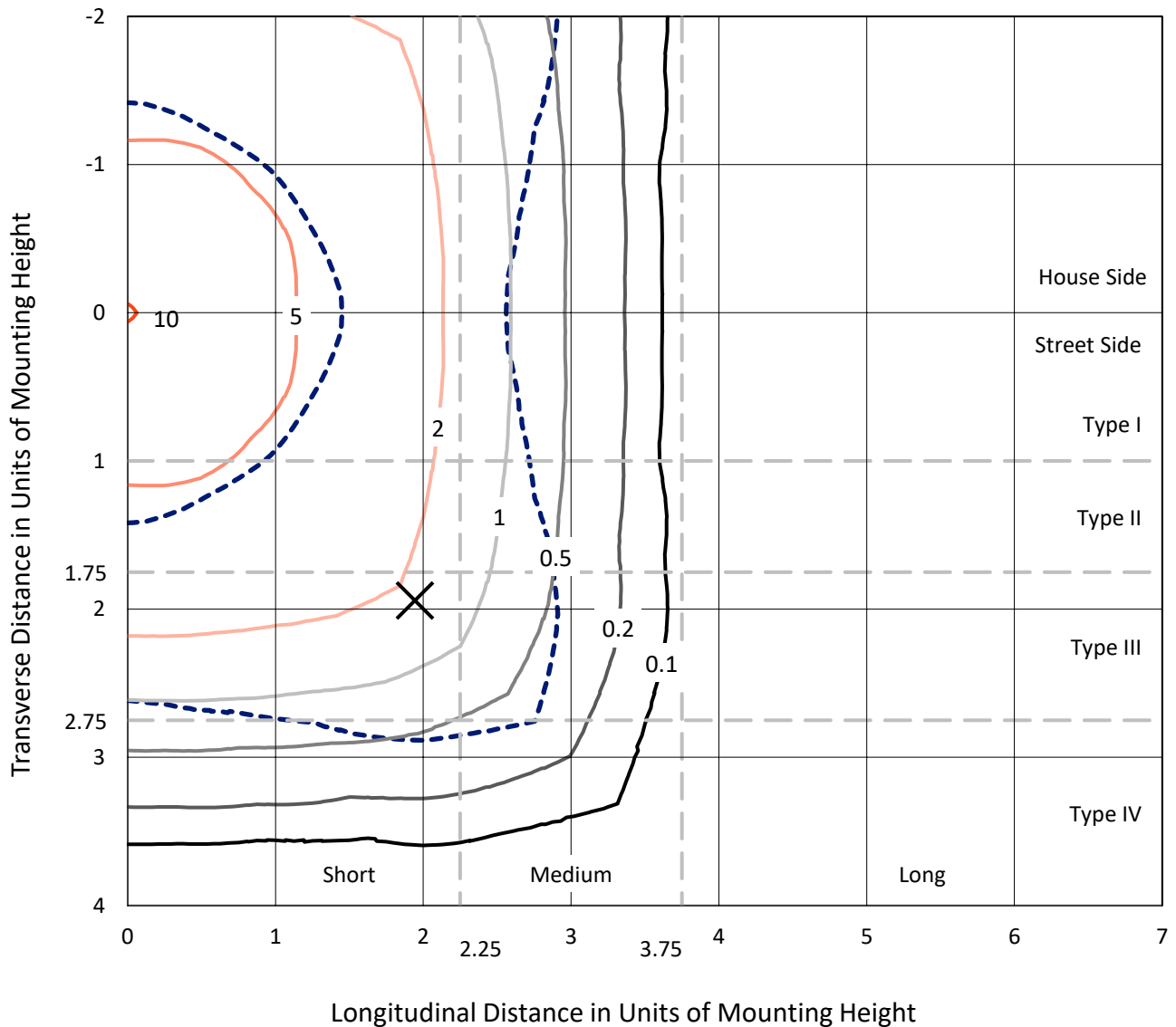
Input Watts (W): 66  
Input Voltage (V): NR  
Input Current (Ain): NR  
Voltage Rise (V): NR  
Power Factor: NR  
Total Harmonic Distortion (THDi): NR  
Frequency (hertz): 60  
Stabilization Time: NR  
Operation Time: NR  
Ambient Temperature (°C): NR  
Test Distance: 28.75 FT



REPORT NUMBER: P386350  
 CATALOG NUMBER: GAW-SA2A-730-U-5MQ

### Iso-Footcandle Lines of Horizontal Illumination

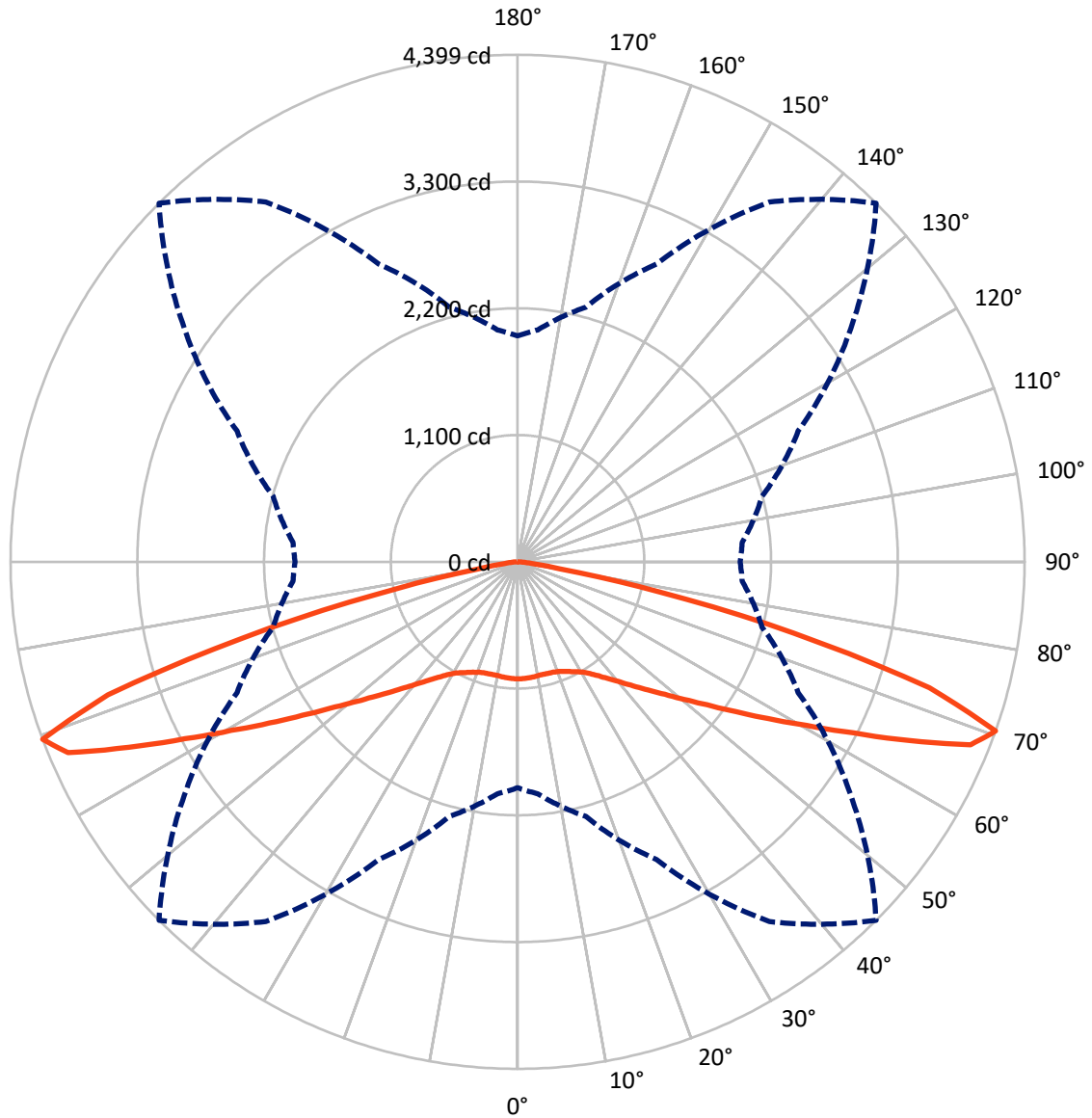
× Max cd  
 - - - 1/2 Max cd



Based on 10 foot mounting height. Maximum calculated value = 10.2 fc  
 Type V - Short - N/A

REPORT NUMBER: P386350  
CATALOG NUMBER: GAW-SA2A-730-U-5MQ

### Luminous Intensity Polar Plot



— Vertical Plane Through 45-Deg Lateral      - - - Horizontal Cone Through 70-Deg Vertical

REPORT NUMBER: P386350  
 CATALOG NUMBER: GAW-SA2A-730-U-5MQ

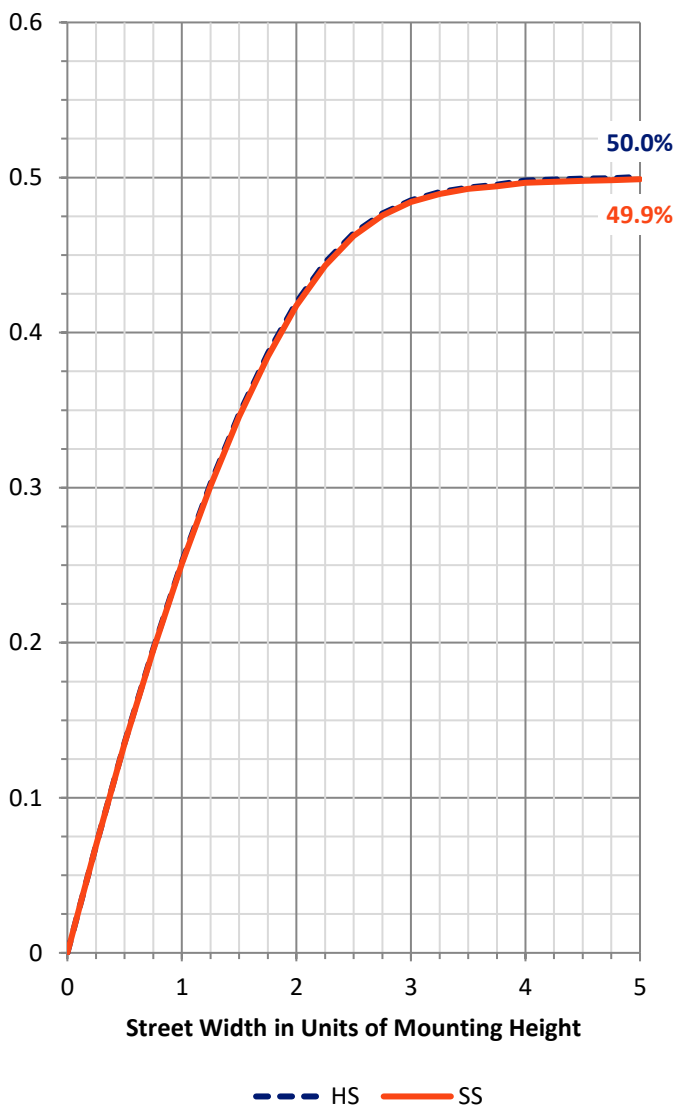
**FLUX DISTRIBUTION:**

		Downward	Upward	Total
<b>House Side</b>	Lumens	4652.5	0.0	4652.5
	% Fixture	50.0	0.0	50.0
<b>Street Side</b>	Lumens	4652.5	0.0	4652.5
	% Fixture	50.0	0.0	50.0
<b>Total</b>	Lumens	9305.0	0.0	9305.0
	% Fixture	100.0	0.0	100.0

**ZONAL LUMENS:**

Zone	Lumens	% Fixture
0°-10°	96.3	1.0
10°-20°	282.6	3.0
20°-30°	481.0	5.2
30°-40°	762.9	8.2
40°-50°	1241.4	13.3
50°-60°	2046.9	22.0
60°-70°	3004.9	32.3
70°-80°	1328.8	14.3
80°-90°	60.2	0.6
90°-100°	0.0	0.0
100°-110°	0.0	0.0
110°-120°	0.0	0.0
120°-130°	0.0	0.0
130°-140°	0.0	0.0
140°-150°	0.0	0.0
150°-160°	0.0	0.0
160°-170°	0.0	0.0
170°-180°	0.0	0.0
0°-90°	9305.0	100.0
0°-180°	9305.0	100.0

**Coefficient of Utilization**



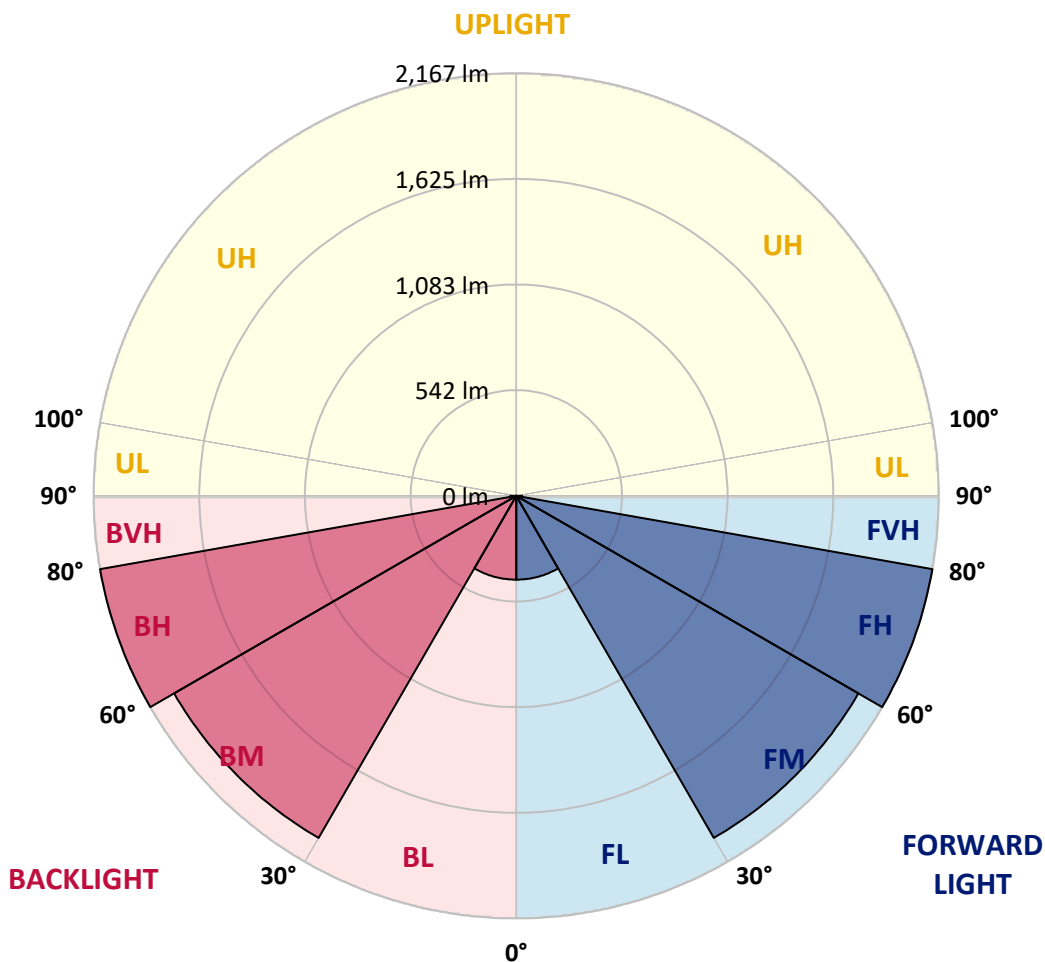
REPORT NUMBER: P386350  
 CATALOG NUMBER: GAW-SA2A-730-U-5MQ

**LUMINAIRE CLASSIFICATION SYSTEM LUMEN TABLE AND BUG RATING:**

Zone	Lumens	% Fixture	Zone Rating/Lumen Limit		
			B	U	G
FL (0°-30°)	429.9	4.6			
FM (30°-60°)	2025.6	21.8			
FH (60°-80°)	2166.9	23.3			G2/5000
FVH (80°-90°)	30.1	0.3			G1/100
BL (0°-30°)	429.9	4.6	B1/500		
BM (30°-60°)	2025.6	21.8	B2/2500		
BH (60°-80°)	2166.9	23.3	B3/2500		G2/5000
BVH (80°-90°)	30.1	0.3			G1/100
UL (90°-100°)	0.0	0.0		U0/0	
UH (100°-180°)	0.0	0.0		U0/0	

**BUG Rating: B3-U0-G2**

Type V Short





REPORT NUMBER: P386350  
 CATALOG NUMBER: GAW-SA2A-730-U-5MQ

**CANDELA DISTRIBUTION (FULL):**

	0°	5°	15°	25°	35°	45°	55°	65°	75°	85°	90°
0°	1016.3	1016.3	1016.3	1016.3	1016.3	1016.3	1016.3	1016.3	1016.3	1016.3	1016.3
2.5°	1014.7	1013.8	1015.9	1015.6	1013.8	1014.1	1014.1	1015.0	1015.0	1014.4	1014.4
5°	1011.0	1010.4	1012.9	1012.9	1011.0	1011.6	1012.2	1013.2	1012.9	1012.2	1011.9
7.5°	1006.4	1006.1	1008.6	1008.6	1007.3	1007.9	1007.3	1007.6	1007.0	1006.4	1005.5
10°	998.7	999.3	1001.5	1002.1	1002.1	1002.4	1001.8	1000.2	999.3	998.4	997.5
12.5°	991.6	991.3	994.4	995.9	998.4	1001.2	999.3	995.0	993.2	991.3	990.7
15°	987.0	987.3	990.4	993.2	997.5	1003.3	1001.2	994.4	990.7	988.5	987.9
17.5°	986.1	986.7	990.7	995.6	1000.2	1006.7	1005.5	998.7	992.5	988.5	987.6
20°	988.2	988.5	994.7	1001.8	1009.8	1015.9	1013.2	1005.8	997.5	991.3	989.8
22.5°	992.2	993.5	1001.2	1012.2	1024.6	1032.9	1029.5	1016.9	1003.9	996.2	994.1
25°	1004.9	1005.2	1015.6	1030.7	1045.5	1055.1	1051.0	1033.2	1016.6	1007.9	1005.2
27.5°	1031.0	1032.0	1042.4	1060.0	1072.6	1078.8	1076.3	1061.8	1047.7	1038.4	1039.3
30°	1068.9	1070.1	1081.8	1101.2	1108.9	1110.5	1109.9	1103.1	1090.2	1077.8	1078.8
32.5°	1115.1	1115.7	1131.4	1149.0	1155.1	1156.4	1155.1	1149.0	1133.6	1117.0	1117.9
35°	1174.5	1176.4	1191.5	1208.4	1213.3	1215.8	1213.6	1205.6	1189.6	1173.3	1172.7
37.5°	1247.8	1248.1	1263.8	1281.4	1287.6	1288.2	1285.7	1280.5	1260.5	1245.7	1244.8
40°	1332.8	1334.1	1352.5	1371.3	1373.8	1371.0	1374.4	1371.3	1350.7	1333.8	1336.5
42.5°	1436.3	1439.1	1461.2	1479.7	1472.6	1471.1	1473.3	1474.2	1457.6	1436.9	1435.1
45°	1556.7	1559.2	1586.9	1601.7	1597.1	1586.9	1591.2	1598.6	1575.5	1549.9	1552.4
47.5°	1694.1	1700.2	1729.8	1743.6	1732.2	1718.4	1726.7	1737.8	1710.7	1679.0	1677.4
50°	1846.8	1854.5	1893.9	1913.3	1901.9	1876.4	1890.2	1897.6	1858.5	1817.5	1814.2
52.5°	2009.7	2017.4	2067.0	2107.0	2099.6	2059.9	2079.3	2071.6	2026.7	1971.5	1967.2
55°	2194.2	2197.3	2250.8	2315.5	2322.9	2293.6	2292.4	2279.8	2213.3	2149.5	2146.4
57.5°	2383.9	2386.0	2455.3	2531.7	2566.5	2566.5	2532.0	2505.2	2416.8	2342.9	2335.2
60°	2588.7	2596.4	2673.0	2776.8	2858.1	2882.1	2821.2	2748.2	2652.1	2561.9	2552.9
62.5°	2771.0	2779.9	2897.2	3051.8	3182.4	3269.9	3120.8	3001.9	2827.0	2682.3	2665.3
65°	2794.1	2818.1	2989.0	3268.9	3561.2	3735.8	3450.0	3157.2	2838.4	2637.3	2620.1
67.5°	2551.7	2592.4	2823.3	3259.1	3863.0	4237.8	3660.4	3068.5	2633.9	2411.6	2392.5
70°	1960.7	2019.9	2286.3	2850.7	3810.9	4399.4	3528.5	2686.3	2196.0	1956.7	1930.0
72.5°	1075.7	1100.0	1339.6	1952.1	3055.2	3738.6	2943.1	1986.3	1456.3	1185.0	1140.0
75°	341.2	349.8	471.8	798.8	1728.2	2476.3	1869.6	975.0	536.8	395.7	391.1
77.5°	151.5	152.4	170.6	233.1	595.3	1254.6	715.1	265.5	182.9	159.8	165.1
80°	95.8	95.8	105.6	115.5	162.0	364.3	193.4	126.3	107.8	100.1	102.2
82.5°	45.9	50.8	68.7	73.9	89.0	122.6	99.2	82.5	72.1	53.6	49.9
85°	30.2	25.3	43.4	49.0	51.7	58.8	57.6	54.5	47.1	26.8	29.9
87.5°	13.6	12.9	22.5	20.6	19.4	14.8	22.2	27.4	26.5	13.2	13.2
90°	0.0	0.0	0.0	0.0	0.0	0.0	0.0	0.0	0.0	0.0	0.0

(END OF REPORT)